

MAGSWITCH 90 DEGREE ANGLE 400 | P/N: 8100454

Summary

Magswitch 90 Degree Angles are the most versatile in the market. Featuring the benefits of Magswitch including incredible power and precision control, the Magswitch 90 Degree Angles are easy to use, and can be used with larger and heavier steel. All Magswitch 90 Degree Angles allow you to reposition the magnets up or down on each axis or reverse from outside to inside. If you want more strength, just add more Magswitch MagSquares.



WARNING!
Do Not Operate Unless In Contact With Ferrous Target

Specifications

Nominal Maximum Breakaway Force ^{1,2,4}	400 lbs	181 kg
Nominal Maximum Shear ^{1,2,4}	20 lbs	9 kg
Full Saturation Thickness	1/4 in	6.35 mm
Overall Height (Max)	11.3 in	287.0 mm
Overall Length	11.3 in	287.0 mm
Overall Width	3.5 in	90.0 mm
Net Weight	6.2 lbs	2.8 kg
Magnetic Pole Footprint	2.5x1.6 in	64x41.26 mm

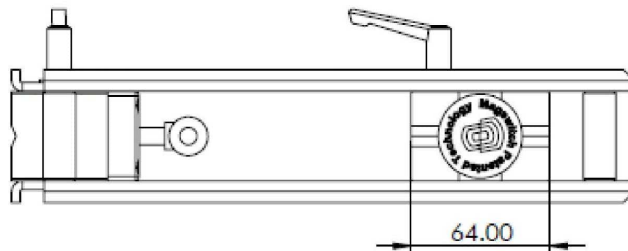
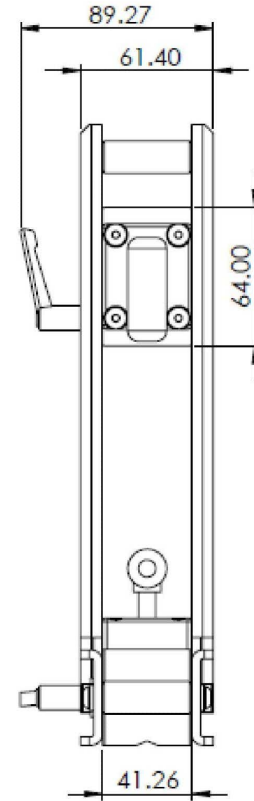
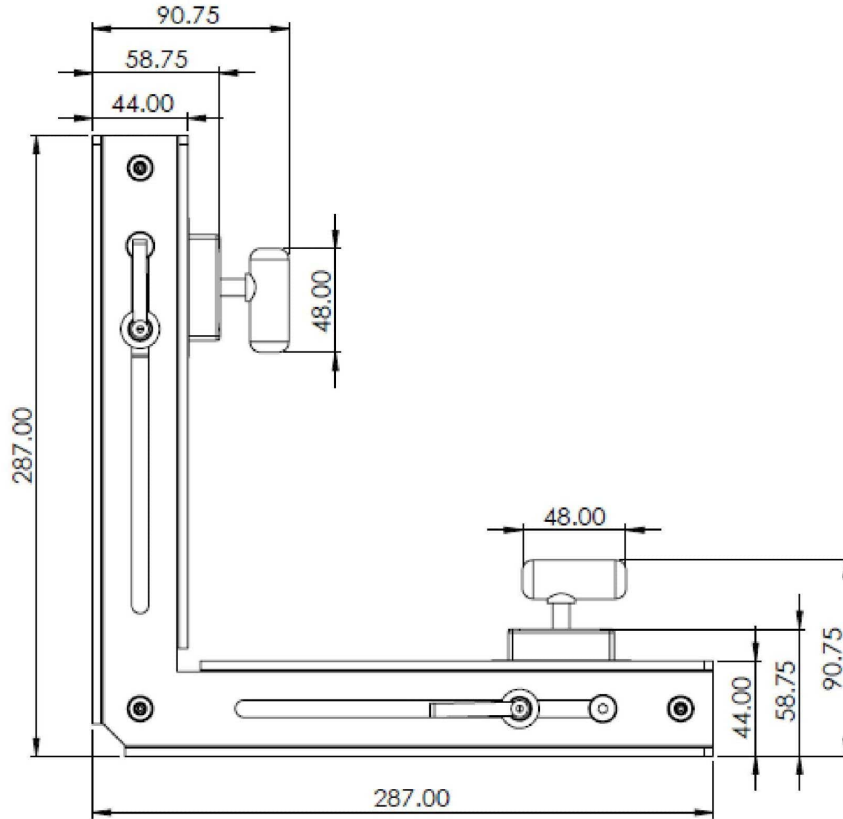
Material Thickness - mm (in)	0.4 (0.016)	0.8 (0.031)	1.0 (0.039)	1.5 (0.059)	1.9 (0.075)	2.7 (0.106)	3.5 (0.138)	4.6 (0.181)	6.4 (0.250)	9.5 (0.375)	12.7 (0.500)
Maximum Force ⁴ - kg (lbs)	8.6 (19)	17.8 (39)	24.9 (55)	40.9 (90)	54.9 (121)	90.4 (199)	124.9 (275)	163.8 (361)	181.7 (401)	190.5 (420)	189.7 (418)

¹ Determined in laboratory environment on 2" thick SAE1018 Steel with surface roughness 63 micro inches with optimized pole shoes. Many factors contribute to the actual breakaway force and safe working load in each application. Consult a Magswitch Applications Engineer and test the Magswitch in each application before deployment.

² All data applies to unit with flat pole shoes installed.

³ Values may vary by +/- 5%.

⁴ Maximum forces listed above are not safe lifting forces. Designer must take into account safety factor when specifying tool. Magswitch recommends SWL = 5:1 for most applications.



Sales & Service by :



PRECICUT TECHNOLOGIES

Address : S. No. 44/6/1, Pimpale Gurav, New Sangavi, Pune – 411061
Email: fulmaliavinash@gmail.com Mob : 9823048288